

BADUJET Turbo Pro

Innovation, performance and sophisticated design combined.
Welcome to the limit.

Field of application

For mounting into walls of all pool models, up to a wall thickness of 7 mm, except for round pools.
For performance-oriented professional workouts, relaxation, rehabilitation training, fitness or leisure.

Design

The innovative propeller technology is concealed behind the main housing which is flush-mounted into the pool wall. It draws the water in through the front panel and returns it to the swimming pool with a powerful stream. The system is driven by an efficient, fanless, fully encapsulated permanent magnet motor.
Power control as well as switching the power on and off is carried out via the integrated buttons or a remote control.

Materials used

Main housing ABS
Nozzle housing ABS
Covers ABS/stainless steel
Intermediate flange PPE
Drive unit PPE/PP/stainless steel
Plain bearing SiC/SiC
Screws stainless steel

Scope of delivery standard assembly kit for design 1 and 2

Plastic main housing, suction cover, stainless steel cover design 1 or design 2, propeller unit, nozzle unit, seals, screws.

Scope of delivery drive set 3 N~

Motor unit, frequency converter, control box, remote control, screws, shielded motor cable (10 m/25 m/45 m).

Technical data at 50 Hz/60 Hz	BADU JET Turbo Pro
Flow rate (m ³ /h)	150-350
Voltage	3~ 380-480 V
Power input P ₁ ¹⁾ (kW)	2.75
Number of nozzles (Ø 120 mm)	1
Flow velocity (m/s)	1.80-4.10
Multi-directional swivel nozzle (degrees)	±5

For more detailed information regarding the motor protection please see page 142.

Technical data may vary.

Article no	Description	Variation	Voltage	Power input P ₁	Net RRP	Gross RRP ⁷⁾
232.5100.000	BADU JET Turbo Pro ⁶⁾ , Design 1	Standard assembly kit			6,539.59 €	7,782.11 €
232.5120.000	BADU JET Turbo Pro ⁶⁾ , Design 2	Standard assembly kit			6,539.59 €	7,782.11 €
232.5200.000	BADU JET Turbo Pro	Drive set, 10 m	3 N~	2.75 kW	6,539.59 €	7,782.11 €
232.5200.001	BADU JET Turbo Pro	Drive set, 25 m	3 N~	2.75 kW	6,726.48 €	8,004.51 €
232.5200.002	BADU JET Turbo Pro	Drive set, 45 m	3 N~	2.75 kW	6,913.35 €	8,226.89 €
232.5000.402	BADU JET Turbo Pro additional kit for 8-17 mm wall strength				52.95 €	63.01 €
232.5000.403	BADU JET Turbo Pro additional kit for 18-27 mm wall strength				52.95 €	63.01 €

When ordering a complete unit please indicate the article number of the standard assembly kit and the drive set.

For pools with a wall thickness from 8 mm on request.



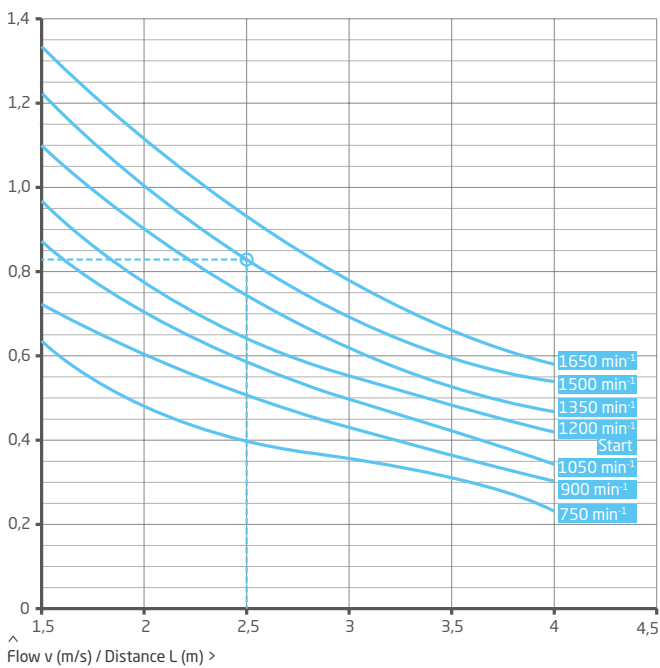
Design 1 >



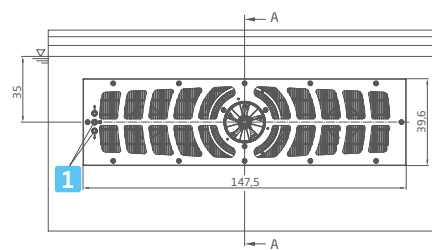
Design 2 >



Flow speed characteristics

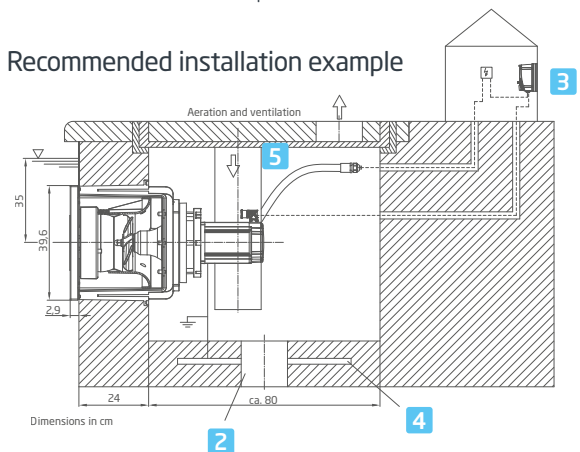


Dimensions



Detailed dimensions available on request.

Recommended installation example



Example

Approx 0.82 m/s flow speed at the centre of the flow jet at 1,500 rpm and 2.50 m distance to the outlet nozzle.

- 1 Buttons
- 2 Floor drainage
- 3 Frequency converter
- 4 Earthing strap
- 5 Protective hose/button wiring