

Happy Lighting  
Smart lamp with Speaker  
User Manual

This product has a unique and exclusive two-in-one design – the smart LED lamp and Bluetooth stereo audio speaker. Bluetooth 4.0+EDR(Enhanced data rate) and purity and definition of particular voice based on DSP technology. Wish you have infinite joy from the combination of light and music.



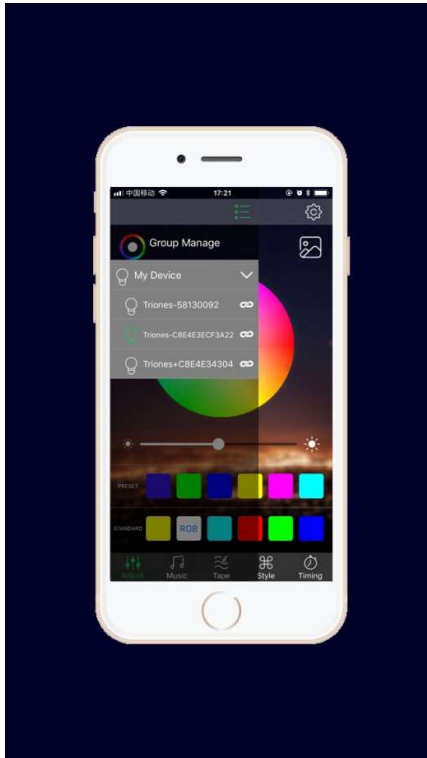
Scan the QR-Code to download the APP

**1、 Bluetooth Connection**

For the first time you use it or never pair with 'Happy Lighting' after moving the equipment, please following the below steps:

A、 First, please enter your phone settings, open the Bluetooth, searching and pairing with the 'Happy Lighting'.

B、 Second, Open the Happy Lighting led app, the app will auto to connect the BLE light.

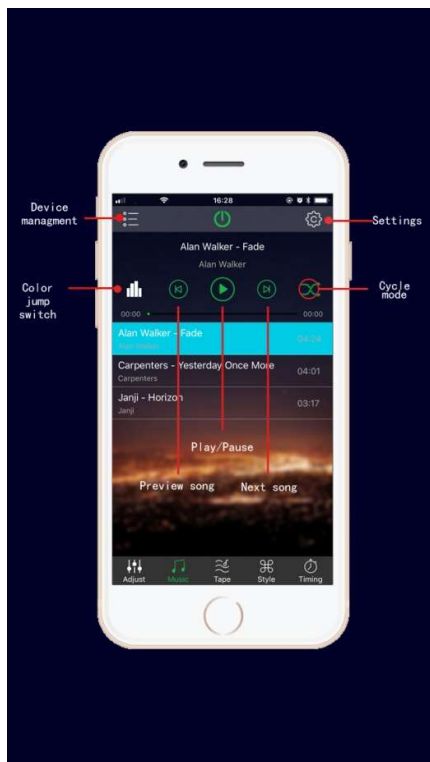


## 2、 Main User Interface

A、 Adjust: Change the RGB LED color and White LED bright.

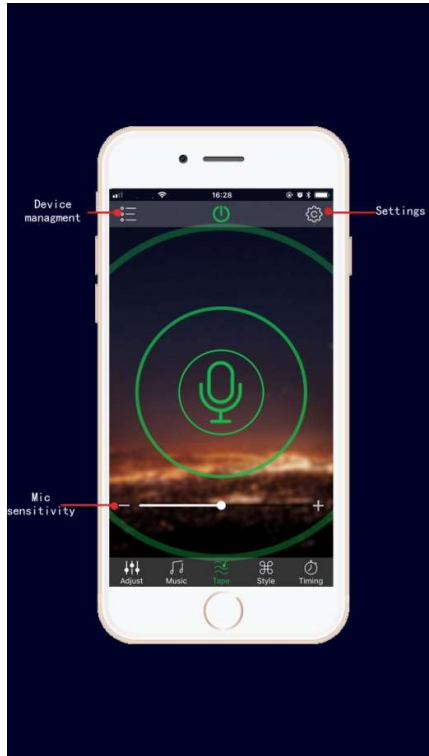


B、 Music: Play music and change RGB LED color by music rhythm.

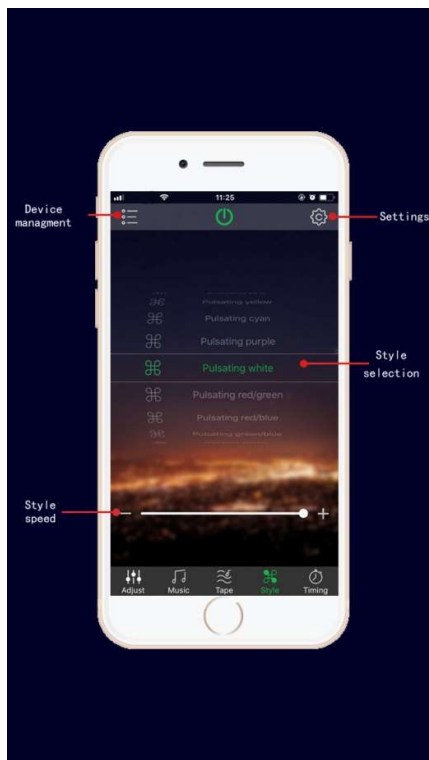


C、 Mood: Change RGB LED color by phone microphone input voice rhythm.





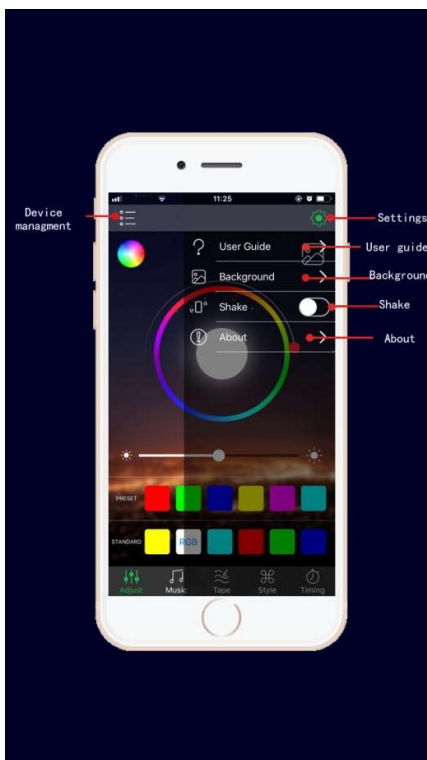
D、 Patterns: Change RGB LED color by fixed model.



E、 Schedules: Timers, auto ON/OFF.



F、Setting: Shake: Change RGB LED color by shake the phone; Music Hop: RGB LED color changed by music.



### 3 、 Specification

NO.	Item	Parameter
	Input Voltage(V)	100-240V/50-60HZ
	Input Power(W)	<9W
	Power Factor (PFC)	>90%
LED light indicators		
	Lamp Power(W)	<5W
	Lumen Ratio(K)	>400,5W power consumption
	CRI	White>0.75; Warm white>0.85
	Color Temperature(IF)	3000-6500,Tolerance: $\pm 500K$
	Light Decay	<10%,T=25°C; RH=90%; H=20000
	Illumination Angle	>90°,According to customers request
	Dimming	PWM
Audio amplifier indicators		
	Audio Power (W)	3W,THD+N=10%, 1KHz
	Frequency Response	40HZ-18KHZ, Nonuniformity: $\pm 3dBm$
	Audio Distortion(HTD+N)	<1%,P=1W;A-weight
	Volume Control	Phone key or Audio APP
	Bluetooth Distance	0~15m,Straight line distance and no obstacles
The use of ambient temperature		
	Working Temperature(°C)	-20-60
	Storage Temperature	-40-70

### 4 、 Note:

- ◆ If you can't search your Bluetooth bulb device or can't connect with the Bluetooth lamp device for a long time, please enter your phone 'setting' and connect again;
- ◆ If you can't connect to the device for a long time or other abnormal ,please close the APP ,then try to restart;
- ◆ Do not put the bulb in closed lampshade;
- ◆ Do not put the bulb in the place which is humid or has water;
- ◆ Keep using it under the power supply of 90V to 240V AC,50-60Hz;
- ◆ This bulb is not a toy and keep it untouchable to children;
- ◆ Do not put the bulb on high-temperature surface;
- ◆ Do not open any sealing device for safety and according to Warranty Terms;
- ◆ Cool down the bulb before replacing it to avoid electric shock or burning.

